



This guide will demonstrate how to enroll in the Edward M. Kennedy Patient Portal

1. Navigate to our portal website: www.kennedychc.org/portal
2. Click the **"SIGN UP"** button.

Our Patient Portal is an easy way for our medical patients to connect with Kennedy CHC from anywhere!



With a Patient Portal account you can:

- View your personal health record
- View your upcoming appointments
- Receive e-mail reminders prior to your medical appointments
- Request medical appointments
- Request medication renewals
- Send a message to your provider's care team



3. Read through the Terms & Conditions.
 - a. If you agree, click **"I Accept"**.
 - b. If you do *not* agree to these terms, click **"I Do Not Accept"**.
 - i. If you do not agree, you will not be able to sign up.

Terms and Conditions

PRIVACY POLICY

Please review our Privacy Policy, which as between you and NextGen Healthcare Information Systems, LLC, its corporate parent Quality Systems, Inc. and their respective subsidiaries and affiliates ("NextGen Healthcare") governs your visit to NextGen® Patient Portal (formerly known as NextMD®), to understand our practices.

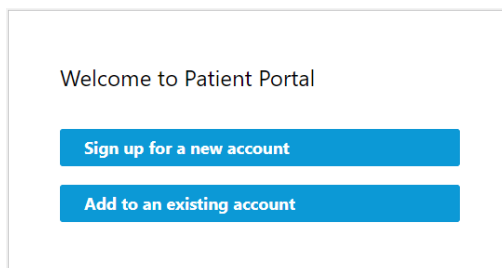
ELECTRONIC COMMUNICATIONS

When you visit NextGen® Patient Portal or send e-mails to us, you are communicating with us electronically. You consent to receive communications from us electronically. We will communicate with you by e-mail or by posting notices on this site. You agree that all agreements, notices, disclosures and other communications that we provide you electronically satisfy any legal requirements that such communications be in writing.

COPYRIGHT AND TRADEMARKS

I Accept **I Do Not Accept** **Print**

4. Do you have an existing patient portal account on www.nextmd.com, with another health center?
 - a. If yes, click “Add to an existing account”
 - b. If no, click “Sign up for a new account”
 - i. If you have another patient portal account but it is NOT accessed from *www.nextmd.com*, then you will need to sign up for a new account.

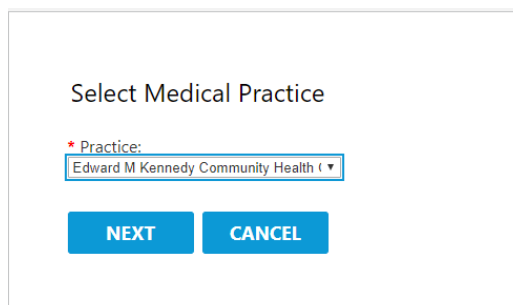


Welcome to Patient Portal

Sign up for a new account

Add to an existing account

5. Select the practice “Edward M. Kennedy Community Health Center”, then click “NEXT”.

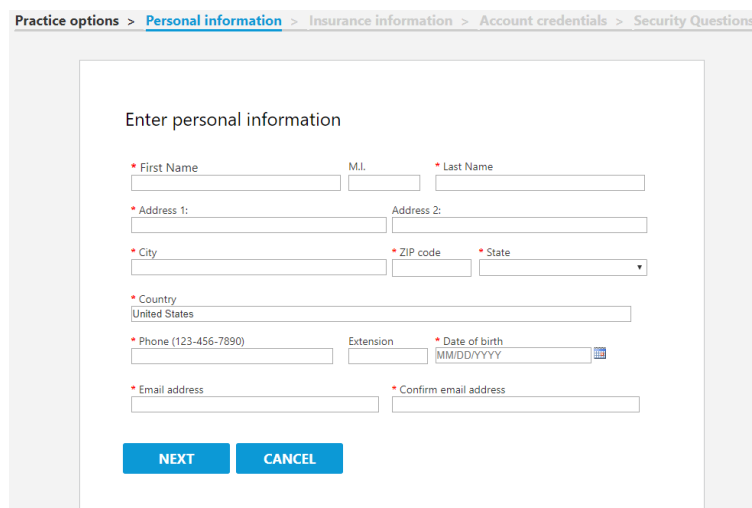


Select Medical Practice

* Practice:
Edward M Kennedy Community Health (▼)

NEXT CANCEL

6. Complete all fields with a red asterisk (*) and then click the “NEXT” button.



Practice options > [Personal information](#) > Insurance information > Account credentials > Security Questions

Enter personal information

* First Name M.I. * Last Name

* Address 1: Address 2:

* City * ZIP code * State

* Country
United States

* Phone (123-456-7890) Extension * Date of birth
MM/DD/YYYY

* Email address * Confirm email address

NEXT CANCEL

7. If you know your insurance information, you can enter it on this screen. This step is *not* required. When finished, click in the box next to “I’m not a robot”.

Practice options > Personal information > **Insurance information** > Account credentials > Security Questions

Enter insurance information (optional)

I am self-insured

Insurance/payer name: Policy number:

Group name: Group number:


Enter claim mailing address (optional)


Address 1:

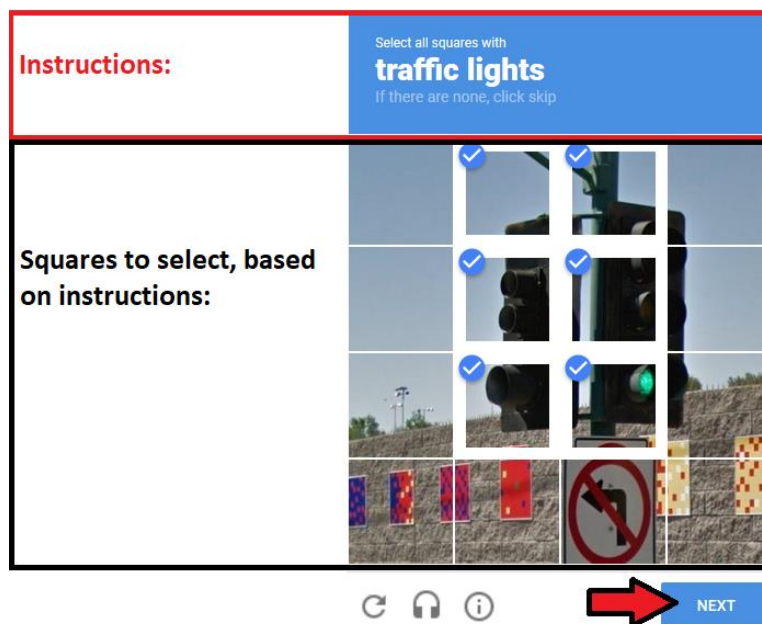
City: ZIP code: State:

Country: United States

Phone (215 - 456 - 7890): Extension:

I'm not a robot 

8. Select all the squares as instructed in the pop-up window, then click “Next”.
- a. If the instructions or squares to select are not clear, click on “” to request a new challenge question.



9. To continue, click “Next” below the “I’m not a robot” section.

10. Create a username & password, then click “Next”.

- The username and password are both case-sensitive.
- The password requirements are listed below the first password box.

Set up account

*** Username**

× Use 6-50 characters

*** Password**

× Use 8 or more characters
 × Use upper and lower case letters (e.g. Ba)
 × Use a number (e.g. 1234)
 × Use a [special character](#) (e.g. \$^%)
 × Avoid including commonly used passwords (e.g. 'password')

*** Confirm Password**

11. Select & answer the 5 required security questions, then click “Next”.

- This is designed to help keep your personal health information safe and to assist with password resets.

Set up security questions

Please select five unique security questions, then enter your answer for each.

*** Security question 1**

▼

What is your maternal grandmother's first name?
 What is your maternal grandfather's first name?
 In what city were you born?
 What was the name of your first pet?
 What was the first name of your best man/maid of honor?
 Who was your favorite childhood superhero?
 In what city was your mother born?
 In what city was your father born?
 What was the first name of your first boyfriend/girlfriend?
 In what city did you spend your honeymoon?
 In what city was your high school?
 What is your paternal grandfather's first name?
 What is your paternal grandmother's first name?
 In what city did you meet your spouse for the first time?
 What is your father's middle name?
 What is your mother's middle name?
 In what city were you married?
 In what city is your vacation home?
 What is the name of your first child?

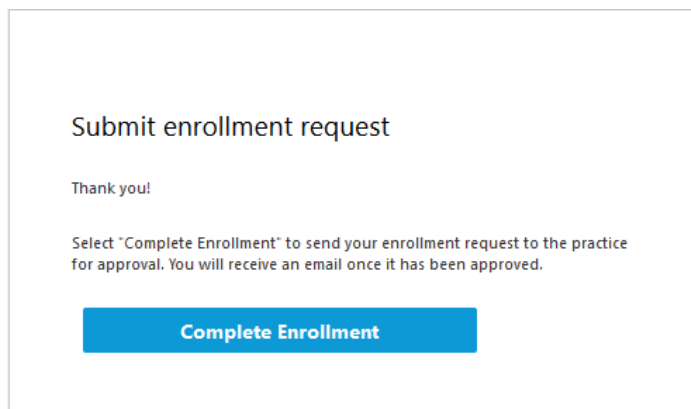
▲

*** Answer 4**

*** Security question 5**

*** Answer 5**

12. Click “Complete Enrollment” to submit your request.



Submit enrollment request

Thank you!

Select "Complete Enrollment" to send your enrollment request to the practice for approval. You will receive an email once it has been approved.

Complete Enrollment

The staff at Edward M. Kennedy Community Health Center will now review your request. Once reviewed, you will receive an e-mail.

Reasons in which a request may not be approved include:

- You are not a current patient.
- You have not yet been seen by one of our medical providers.
- You or your child is between the ages of 13-17.
- You may already have an existing portal account.

If you are not currently a patient and wish to become one, please contact us at (800) 853-2288.

For additional patient portal assistance, please call us at (508) 595-0727 and leave a message to speak with one of our Patient Portal Educators.

Thank you for your interest in Edward M. Kennedy CHC's Patient Portal !!